




# Water-saving garden tips



from the

## San Lorenzo Valley Water District

### ***Drought-smart garden design:***


- 💧 **Go native!** Plant native grasses, ground covers, shrubs and trees. Once established, natives need water less frequently and can better survive dry periods.
- 💧 **Group plants** with similar water needs together.
- 💧 **Install irrigation devices** that are most water efficient for each use, such as drip irrigation and soaker hoses.
- 💧 **Use mulch** to retain moisture in the soil. Mulch also helps control weeds that compete with landscape plants for water.
- 💧 **Avoid installing fountains,** unless the water is recycled.

### ***Watering tips:***


- 💧 **Water plants and lawns during early morning hours** when temperatures and wind speed are the lowest.  
DO NOT OVER-WATER!
- 💧 **Don't leave sprinklers or hoses unattended.** A garden hose can pour out 600 gallons in a few hours. Use an automatic hose timer or a kitchen timer to remind yourself to turn sprinklers off.
- 💧 **Don't water the street, driveway or sidewalk.** Position sprinklers so water lands on the lawn and shrubs... not the paved areas.
- 💧 **Make sure your hose connectors have washers.** Plastic or rubber washers prevent leaks.
- 💧 **Use a shut-off nozzle on your hose** which can be adjusted down to a fine spray so that water flows only as needed.
- 💧 **Turn off the hose at the faucet** instead of at the nozzle, to avoid leaks.
- 💧 **Avoid fertilizing your lawn.** Fertilizer applications increase the need for water.



**Questions?** Call 831-338-2153, or go to the District website: [www.slvwd.com](http://www.slvwd.com)



# Water-saving tips for indoors

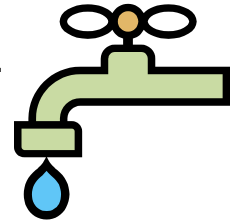


from the

## San Lorenzo Valley Water District

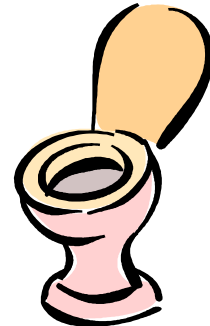
### **Everywhere:**

- 💧 **Repair leaks.** Check your system for leaks (see [www.slvwd.com](http://www.slvwd.com)).
- 💧 **Report main leaks immediately to the District** at 338-2153.
- 💧 **Conserve water during power outages.**




### **Bathroom:**

- 💧 **Install new toilets** that use 1.6 gallons or less per flush.  
Customers may receive up to a \$100 credit from the District.
- 💧 **Turn off water while soaping hands and brushing teeth.**
- 💧 **Install aerators in sink faucets.**
- 💧 **Use a low-flow showerhead.**



### **Kitchen and laundry:**

- 💧 **Do full loads of wash.**
- 💧 **Install faucet aerators** in kitchen sink faucets.
- 💧 **Purchase an Energy-Star labeled washing machine.**  
Customers may receive up to a \$100 credit from the District.
- 💧 **Turn off sink faucets** while scrubbing dishes & pots.



**Questions?** Call 831-338-2153  
San Lorenzo Valley Water District  
13060 Highway 9  
Boulder Creek, CA 95006  
Website: <http://www.slvwd.com>